




















LEGEND

 Anatomy & Physiology	 Application of Speaking Valve	 Benefits	 Patient Communication	 Costs	 Decannulation
 DoC	 Advanced Dysphagia	 Early Intervention	 ECMO	 Hi-Flow Oxygen	 Mechanical Ventilation
 Medication	 Multidisciplinary Team	 Off-Label	 Pandemic	 Quality of Life	 Therapy Technique
 Tracheostomy					

  AARC Clinical practice guideline: Pulmonary rehabilitation. (2002). *Respiratory Care*, 37(5), 617-25.

  Abraham, S. S., & Wolf, E. L. (2000). Swallowing physiology of toddlers with long-term tracheostomies: A preliminary study. *Dysphagia*, 15(4), 206-212. <https://doi.org/10.1007/s004550000029>

  Adler, J., & Malone, D. (2012). Early mobilization in the intensive care unit: A systematic review. *Cardiopulmonary Physical Therapy Journal*, 23(1), 5-13.

  Agency for Healthcare Research and Quality, Rockville, MD. Guide to patient and family engagement in hospital quality and safety. <http://www.ahrq.gov/professionals/systems/hospital/engagingfamilies/index.html>

  Alabdah, J., Lynch, J., & McGrath, B. A. (2018). Reduction in hospital length of stay via tracheostomy quality improvement collaborative. *British Journal of Anaesthesia*, 120(5): e25-e26. <https://doi.org/10.1016/j.bja.2017.11.058>

 Allen, C., Glasziou, P., & Del Mar, C. (1999). Bed rest: A potentially harmful treatment needing more careful evaluation. *Lancet*, 354(9186), 1229-1233. [https://doi.org/10.1016/s0140-6736\(98\)10063-6](https://doi.org/10.1016/s0140-6736(98)10063-6)

   Al-Shamaly, H. S. (2022). Patterns of communicating care and caring in the intensive care unit. *Nursing Open*, 9(1), 277-298. <https://doi.org/10.1002/nop2.1061>

  Althubaiti, A. Worobetz, N., Inacio, J. Lukens, J., Mousset, M., Onwuka, A., Stevens, M., Justice, L., Shepherd, E., & Wiet., G. (2022). Tolerance of one-way in-line speaking valve trials in ventilator dependent children. *International Journal of Pediatric Otorhinolaryngology*, 157. <https://doi.org/10.1016/j.ijporl.2022.111131>

  Amathieu, R., Sauvat, S., Reynaud, P., Slavov, V., Luis, D., Dinca, A., Tual, L., Bloc, S., & Dhonneur, G. (2012). Influence of the cuff pressure on the swallowing reflex in tracheostomized intensive care unit patients. *British Journal of Anaesthesia*, 109(4), 578-583. <https://doi.org/10.1093/bja/aes210>

  Aslam, S., Courtwright, A. M., Koval, C., Lehman, S. M., Morales, S., Furr, C. L., Rosas, F., Brownstein, M. J., Fackler, J. R., Sisson, B. M., Biswas, B., Henry, M., Luu, T., Bivens, B. N., Hamilton, T., Duplessis, C., Logan, C., Law, N., Yung, G., Turowski, J., ... Schooley, R. T. (2019). Early clinical experience of bacteriophage therapy in 3 lung transplant recipients. *American Journal of Transplantation*, 19(9), 2631-2639. <https://doi.org/10.1111/ajt.15503>

  Atschuler, T., Santiago, R., & Gormley, J. (2021). Ensuring communication access for all during the COVID-19 pandemic and beyond: Supporting patients, providers, and caregivers in hospitals. *Augmentative and Alternative Communication*, 37(3), 155-167. <https://doi.org/10.1080/07434618.2021.1956584>

   Austin Health. (2020). *Tracheostomy review and management service: Clinical procedure*. https://tracheostomyteam.org/wp-content/uploads/2021/09/PMV-in-Spont-breathing-patients_Nov-2020.pdf

   Bach, J. R., & Esquinas, A. M. (2013). Speech and mechanical ventilation. *Chest*, 144(5), 1739-1740. <https://doi.org/10.1378/chest.13-1506>

 Bailey, P., Thomsen, G. E., Spuhler, V. J., Blair, R., Jewkes, J., Bezdjian, L., Veale, K., Rodriguez, L., & Hopkins, R. O. (2007). Early activity is feasible and safe in respiratory failure patients. *Critical Care Medicine*, 35(1), 139-145. <https://doi.org/10.1378/chest.13-1506> <https://doi.org/10.1097/01.ccm.0000251130.69568.87>



Barash, M., & Kurman, J.S. (2021). Patient selection and preoperative evaluation of percutaneous dilation tracheostomy in the intensive care unit. *Journal of Thoracic Disorders*, 13(8), 5251 – 5260. <http://dx.doi.org/10.21037/jtd-2019-ipicu-18>



Barnes, G., & Toms, N. (2021). An overview of tracheostomy tubes and mechanical ventilation management for the speech-language pathologist. *Perspectives of the ASHA Special Interest Group*, 6(4), 885-896. https://doi.org/10.1044/2021_PERSP-20-00105



Bergl, P., Kumar, G., Zane, A., Shah, K., Zellner, S., Taneja, A., Gaurav, D., & Nanchal, R. (2018). 517: Acquired dysphagia after mechanical ventilation an underrecognized and undercoded phenomenon? *Critical Care Medicine*, 46(1): 243. <https://doi.org/10.1097/01.ccm.0000528535.80915.5b>



Blumenfield, L., Salgado, M., Wade, K., Dhupa, A., Ling, E., & Belafsky, P. (2011). The effects of tracheostomy speaking valve use on disordered swallowing. DRS Poster presentation.



Boentert, M., Cao, M., Mass, D., De Mattia, E., Falcier, E., Goncalves, M., Holland, V., Katz, S.L., Orlikowski, D., Sannicolo, G., & Wijkstra, P. (2020). Consensus-based care recommendations for pulmonologists treating adults with myotonic dystrophy type 1. *Respiration*, 99(4), 360-368. <https://doi.org/10.1159/000505634>



Bonanno, P. C. (1971). Swallowing dysfunction after tracheostomy. *Annals of Surgery*, 174(1), 29-33. <https://doi.org/10.1097/00000658-197107010-00005>



Bosma, K. J., Read, B. A., Nikoo, M. J., Jones, P. M., Priestap, F. A., & Lewis, J. F. (2016). A pilot randomized trial comparing weaning from mechanical ventilation on pressure support versus proportional assist ventilation. *Critical Care Medicine*, 44(6), 1098-1108. <https://doi.org/10.1097/00000658-197107010-0000510.1097/ccm.0000000000001600>



Boussaïd, G., Stalens, C., Devaux, C., Segovia-Kueny, S., Lofaso, F., & Reveillere, C. (2020). Impact of mechanical ventilation methods on the life perception of subjects with Duchenne muscular dystrophy: French cross-sectional survey. *Respiratory Care*, 65(11), 1712-1720. <https://doi.org/10.4187/respcare.07131>



Bovento, B., Wallace, S., Lynch, J., Coe, B., & McGrath, B.A. (2017). Role of the multidisciplinary team in the care of the tracheostomy patient. *Journal of Multidisciplinary Health*, 10, 391-398.



Brady, S. L., Hildner, C. D., & Hutchins, B. F. (1999). Simultaneous videofluoroscopic swallow study and modified Evans blue dye procedure: An evaluation of blue dye visualization in cases of known aspiration. *Dysphagia*, 14(3), 146-149. <https://doi.org/10.1007/pl00009596>



Brooks, L., Figueroa, J., Edwards, T., Reeder, W., McBrayer, S., & Landry, A. (2019). Passy Muir Valve tolerance in medically complex infants and children: Are there predictors for success? *The Laryngoscope*, 130(11), E632–E639. <https://doi.org/10.1002/lary.28440>



Brooks, L., Raol, N., Goudy, S., & Ivie, C. (2021). Pediatric medullary stroke, severe dysphagia, and multimodal intervention. *Dysphagia*, 36(5). <https://doi.org/10.1007/s00455-021-10376-3>



Bultsma, R., Koopmans, M., Kuiper, M., & Egbers, P. (2014). Ability to speak in ventilator-dependent tracheostomized ICU patients. *Critical Care*, 18(Suppl 1), P323. <https://doi.org/10.1186/cc13513>



Burkhead, L. M. (2011). Swallowing evaluation and ventilator dependency – considerations and contemporary approaches. *Perspectives on Swallowing and Swallowing Disorders (Dysphagia)*, 20(1), 18. <https://doi.org/10.1044/sas20.1.18>



Burkhead, L. M., Sapienza, C. M., & Rosenbek, J. C. (2007). Strength-training exercise in dysphagia rehabilitation: Principles, procedures, and directions for future research. *Dysphagia*, 22(3), 251-265. <https://doi.org/10.1007/s00455-006-9074-z>



Cameron, T. S., McKinstry, A., Burt, S. K., Howard, M. E., Bellomo, R., Brown, D. J., Ross, J. M., Sweeney, J. M., & O'Donoghue, F. J. (2009). Outcomes of patients with spinal cord injury before and after introduction of an interdisciplinary tracheostomy team. *Critical Care and Resuscitation*, 11(1), 14-19.



Cameron, T., Zaga, C., Rautela, L., Chao, C., Ross, J., & Marchingo, E. (2017). *Scheduled use of the Passy Muir Valve (PMV) in line with the ventilator*. Austin Health: Australia.



Carmona, A. F., Díaz, M. A., Alonso, E. A., Guarasa, I. M., López, P. M., & Castellanos, M. D. (2015). Use of speaking valve on preventing respiratory infections in critical tracheostomized patients diagnosed of dysphagia secondary to artificial airway. Edisval study. *Intensive Care Medicine Experimental*, 3(Suppl 1). <https://doi.org/10.1186/2197-425x-3-s1-a936>



Ceron, C., Otto, D., Signorini, A.V., Beck, M.C., Camilis, M., Sganzerla, D., Rosa, R.G., & Teixeira, C. (2020). The effect of speaking valves on ICU mobility of individuals with tracheostomy. *Respiratory Care*, 65(2), 144-149. <https://doi.org/10.4187/respcare.06768>



Chen, Y., Jacobs, W. J., Quan, S. F., Figueredo, A. J., & Davis, A. H. (2011). Psychophysiological determinants of repeated ventilator weaning failure: An explanatory model. *American Journal of Critical Care*, 20(4), 292-302. <https://doi.org/10.4037/ajcc2011886>



Cord, L. L., Rajpal, V., & Solomon, N. P. (2021). Dysphagia management in military service members with polytrauma: Overview and case report. *Perspectives of the ASHA Special Interest Groups*, 6(5), 1033-1046. https://doi.org/10.1044/2020_PERSP-20-00044



Corley, A., Edwards, M., Spooner, A. J., Dunster, K. R., Anstey, C. M., & Fraser, J. F. (2017). High-flow oxygen via tracheostomy improves oxygenation in patients weaning from mechanical ventilation: A randomised crossover study. *Intensive Care Medicine*, 43(3), 465-7.



Côrte, M. M. D. D., Vicente, L. C. C., & Friche, A. A. D. L. (2019). Decannulation: Sociodemographic, clinical and speech-language indicators predictive of success. *Audiology-Communication Research*, 24. <https://doi.org/10.1590/2317-6431-2018-2103>



Coyle, J. L. (2014). Dysphagia following prolonged endotracheal intubation: Is there a rule of thumb? *Perspectives on Swallowing and Swallowing Disorders (Dysphagia)*, 23(2), 80. <https://doi.org/10.1044/sasd23.2.80>



da Cunha de Lima, J. A., Collet, N., Baggio, M. A., & de Almeida, A. M. (2021). Breastfeeding based on the experience of mothers of tracheostomized children and the use of the Passy-Muir® Valve. *Anna Nery School Journal of Nursing*, 25(3), 1-7. <https://doi.org/10.1590/2177-9465-EAN-2020-0290>



Davis, D. G., Bears, S., Barone, J. E., Corvo, P. R., & Tucker, J. B. (2002). Swallowing with a tracheostomy tube in place: Does cuff inflation matter? *Journal of Intensive Care Medicine*, 17(3), 132-135. <https://doi.org/10.1177/088506660201700304>



Davis, P. R., & Troup, J. D. (1964). Pressures in the trunk cavities when pulling, pushing and lifting. *Ergonomics*, 7(4), 465-474. <https://doi.org/10.1080/00140136408930764>



Davis, S., Weyh, A. M., Salman, S. O., Madbak, F., & Fraker, J. T. (2021). Speech pathology services are integral, but underutilized in tracheostomy rehabilitation. *Craniomaxillofacial Trauma & Reconstruction*, 14(2), 110-118. <https://doi.org/10.1177/1943387520948381>



de Jonghe, B., Lacherade, J. C., Sharshar, T., & Outin, H. (2009). Intensive care unit-acquired weakness: Risk factors and prevention. *Critical Care Medicine*, 37(10 Suppl), S309-315 <https://doi.org/10.1097/ccm.0b013e3181b6e64c>



de Mestral, C. (2011). Impact of a specialized multidisciplinary tracheostomy team on tracheostomy care in critically ill patients. *Canadian Journal of Surgery*, 54(3), 167-172. <https://doi.org/10.1503/cjs.043209>



Dean, E., & Frownfelter, D. L. (2005). *Cardiovascular and Pulmonary Physical Therapy* (4th ed.) St. Louis, MO:Elsevier/Mosby.



Dettelbach, M. A., Gross, R. D., Mahlmann, J., & Eibling, D. E. (1995). Effect of the Passy-Muir valve on aspiration in patients with tracheostomy. *Head & Neck*, 17(4), 297-302. <https://doi.org/10.1002/hed.2880170405>



Dharmarajan, H., Belsky, M. A., Anderson, J. L., & Sridharan, S. (2022). Otolaryngology consult protocols in the setting of covid-19: The university of Pittsburgh approach. *The Annals of Otolaryngology, Rhinology, and Laryngology*, 131(1), 12-26. <https://doi.org/10.1177/00034894211005937>



Ding, R., & Logemann, J. A. (2005). Swallow physiology in patients with trach cuff inflated or deflated: A retrospective study. *Head & Neck*, 27(9), 809-813. <https://doi.org/10.1002/hed.20248>

-  Donzelli, J., Brady, S., Wesling, M., & Craney, M. (2001). Simultaneous modified Evans blue dye procedure and video nasal endoscopic evaluation of the swallow. *The Laryngoscope*, *111*(10), 1746-1750. <https://doi.org/10.1097/00005537-200110000-00015>
-  Donzelli, J., Brady, S., Wesling, M., & Theisen, M. (2006). Secretions, occlusion status, and swallowing in patients with a tracheotomy tube: A descriptive study. *Ear Nose Throat Journal*, *85*(12), 831-834.
-  Dubin, R., Veith, J. M., Grippi, M. A., McPeake, J., Harhay, M. O., & Mikkelsen, M. E. (2021). Functional outcomes, goals, and goal attainment among chronically critically ill long-term acute care hospital patients. *Annals of the American Thoracic Society*, *18*(12), 2041-2048. <https://doi.org/10.1513/AnnalsATS.202011-1412OC>
-  Dunford, M., & Sankey, P. (2022). Tracheostomy clinical management procedures for adult inpatients. NSW Government Health: South Eastern Sydney Local Health District, SESLHDPR/298. Retrieved from <https://www.seslhd.health.nsw.gov.au/sites/default/files/documents/SESLHDPR%20298%20-%20Tracheostomy%20Clinical%20Management%20Procedures%20for%20Adults%20Inpatients.pdf>
-  Durbin, C. G., Jr. (2010). Tracheostomy: Why, when, and how? *Respiratory Care*, *55*(8), 1056-1068.
-  Egbers, P. H., & Boerma, E. C. (2017). Communicating with conscious mechanically ventilated critically ill patients: let them speak with deflated cuff and an in-line speaking valve! *Critical Care*, *21*(1).
-  Egbers, P. H., Bultsma, R., Middelkamp, H., & Boerma, E. C. (2014). Enabling speech in ICU patients during mechanical ventilation. *Intensive Care Medicine*, *40*(7), 1057-1058. <https://doi.org/10.1007/s00134-014-3315-7>
-  Ehsanian, R., Klein, C., Mohole, J., Colaci, J., Pence, B. T., Crew, J., & McKenna, S. (2019). A novel pharyngeal clearance maneuver for initial tracheostomy tube cuff deflation in high cervical tetraplegia. *American Journal of Physical Medicine & Rehabilitation*, *98*(9), 835-838. <https://doi.org/10.1097/PHM.0000000000001192>
-  Eibling, D. E., & Gross, R. D. (1996). Subglottic air pressure: A key component of swallowing efficiency. *Annals of Otolaryngology, Rhinology & Laryngology*, *105*(4), 253-258. <https://doi.org/10.1177/000348949610500401>
-  Elpern, E. H., Okonek, M. B., Bacon, M., Gerstung, C., & Skrzynski, M. (2000). Effect of the Passy-Muir tracheostomy speaking valve on pulmonary aspiration in adults. *Heart & Lung: The Journal of Acute and Critical Care*, *29*(4), 287-293. <https://doi.org/10.1067/mhl.2000.106941>
-  Elpern, E. H., Scott, M. G., Petro, L., & Ries, M. H. (1994). Pulmonary aspiration in mechanically ventilated patients with tracheostomies. *Chest*, *105*(2), 563-566. <https://doi.org/10.1378/chest.105.2.563>
-  Fisher, D. F., Kondili, D., Williams, J., Hess, D. R., Bittner, E. A., & Schmidt, U. H. (2013). Tracheostomy tube change before day 7 is associated with earlier use of speaking valve and earlier oral intake. *Respiratory Care*, *58*(2), 257-263. <https://doi.org/10.4187/respcare.01714>
-  Ford, D. W., & Martin-Harris, B. (2016). I miss the sound of your voice. *Critical Care Medicine*, *44*(6), 1234-1235. <https://doi.org/10.1097/ccm.0000000000001749>
-  Forni, R., Besana, T., Amitrano, A., Voinea, C., & Ogha, A. (2020). Ventilatory weaning and early rehabilitation in COVID-19-related acute respiratory distress syndrome: The experience at Locarno hospital, canton of Ticino, Switzerland. *Swiss Medical Weekly*, *150*. <https://doi.org/10.4414/smww.2020.20397>
-  Fraser, J. F., Spooner, A. J., Dunster, K. R., Anstey, C. M., & Corley, A. (2016). Nasal high flow oxygen therapy in patients with COPD reduces respiratory rate and tissue carbon dioxide while increasing tidal and end-expiratory lung volumes: A randomised crossover trial. *Thorax*, *71*, 759-61.
-  Freeman-Sanderson, A. L., Togher, L., Elkins, M. R., & Kenny, B. (2018). Quality of life improves for tracheostomy patients with return of voice: A mixed methods evaluation of the patient experience across the care continuum. *Intensive Critical Care Nursing*, *46*, 10-16. <https://doi.org/10.1016/j.iccn.2018.02.004>



Freeman-Sanderson, A. L., Togher, L., Elkins, M. R., & Phipps, P. R. (2015). An intervention to allow early speech in ventilated tracheostomy patients in an Australian intensive care unit (ICU): A randomised controlled trial. *Australian Critical Care*, 119, A 6420.



Freeman-Sanderson, A. L., Togher, L., Elkins, M. R., & Phipps, P. R. (2016). An intervention to allow early speech in ventilated tracheostomy patients in an Australian intensive care unit (ICU): A randomised controlled trial. *Australian Critical Care*, 29(2), 114. <https://doi.org/10.1016/j.aucc.2015.12.012>



Freeman-Sanderson, A. L., Togher, L., Elkins, M. R., & Phipps, P. R. (2016). Quality of life improves with return of voice in tracheostomy patients in intensive care: An observational study. *Journal of Critical Care*, 33, 186-191. <https://doi.org/10.1016/j.jcrrc.2016.01.012>



Freeman-Sanderson, A. L., Togher, L., Elkins, M. R., & Phipps, P. R. (2016). Return of voice for ventilated tracheostomy patients in ICU: A randomized, controlled trial of early-targeted intervention. *Critical Care Medicine*, 44(6), 1075-1081. <https://doi.org/10.1097/ccm.0000000000001610>



Freeman-Sanderson, A., Ward, E.C., Miles, A., de Pedro Netto, I., Duncan, S., Inamoto, Y., McRae, J., Pillay, N., Skoretz, S.A., Walshe, M., & Brodsky, M.B. (2021). A consensus statement for the management and rehabilitation of communication and swallowing function in the ICU: A global response to COVID-19. *Archives of Physical Medicine and Rehabilitation*, 102(5), 835-842. <https://doi.org/10.1016/j.apmr.2020.10.113>



Fröhlich, M. R., Boksberger, H., Barfuss-Schneider, C., Liem, E., & Petry, H. (2017). Safe swallowing and communicating for ventilated intensive care patients with tracheostoma: Implementation of the Passy Muir speaking valve. *Pflege*, 30(6), 87-394. <https://doi.org/10.1024/1012-5302/a000589>



Fuller, C., Wineland, A. M., & Richter, G. T. (2021). Update on pediatric tracheostomy: Indications, technique, education, and decannulation. *Current Otorhinolaryngology Reports*, 9(2), 188-199. <https://doi.org/10.1007/s40136-021-00340-y>



Gandevia, S. C., Butler, J. E., Hodges, P. W., & Taylor, J. L. (2002). Balancing acts: Respiratory sensations, motor control and human posture. *Clinical and Experimental Pharmacology and Physiology*, 29(1-2), 118-121. <https://doi.org/10.1046/j.1440-1681.2002.03611.x>



Geddes, L., O'Brien, K., Reid, W. D., Brooks, D., & Crowe, J. (2008). Inspiratory muscle training in adults with chronic obstructive pulmonary disease: An update of a systematic review. *Respiratory Medicine*, 102(12), 1715-1729. <https://doi.org/10.1016/j.rmed.2008.07.005>



Girard, T. D., Alhazzani, W., Kress, J. P., Ouellette, D. R., Schmidt, G. A., Truwit, J. D., Nurns, S. M., Epstein, S. K., Esteban, A., Fan, E., Ferrer, M., Fraser, G. L., Gong, M. N., Hough, C. L., Mehta, S., Nanchal, R., Patel, S., Pawlik, A. J., Schweickert, W. D., Sessler, C., N., Morris, P. E. (2017). An official American Thoracic Society/American College of Chest Physicians clinical practice guideline: Liberation from mechanical ventilation in critically ill adults: Rehabilitation protocols, ventilator liberation protocols, and cuff leak tests. *American Journal of Respiratory Critical Care Medicine*, 195, 120-133.



Goff, P., & Patterson, J. (2019). Eating and drinking with an inflated tracheostomy cuff: A systematic review of the aspiration risk. *International Journal of Language and Communication Disorders*, 54(1), 30-40. <https://doi.org/10.1111/1460-6984.12430>



Goldman, R. A., Swendseid, B., Chan, J. Y., Lewandowski, M., Adams, J., Purcell, M., & Cagnetti, D. M. (2020). Tracheostomy management during the COVID-19 pandemic. *Otolaryngology-Head and Neck Surgery*, 163(1), 67-69. <https://doi.org/10.1177/0194599820923632>



Gomes, R. H. S., de Siqueira Aoki, M. C., Santos, R. S., & Motter, A. A. (2016). The communication of the tracheostomized patient: an integrated review. *Revista CEFAC: Speech, Language, and Hearing Sciences and Education Journal*, 18(5). <http://dx.doi.org/10.1590/1982-021620161851916>



Goode-Roberts, M., Bickel, S. G., Stout, D. L., Calvery, M. L., Thompson, J. E., & Behrman, A. L. (2021). Impact of activity-based therapy on respiratory outcomes in a medically complex child. *Children*, 8(1), 36. <https://doi.org/10.3390/children8010036>



Greene, Z. M., Davenport, J., Fitzgerald, S., Russell, J. D., & McNally, P. (2019). Tracheostomy speaking valve modification in children: A standardized approach leads to widespread use. *Pediatric Pulmonology*, 54(4), 428-435. <https://doi.org/10.1002/ppul.24209>



Grewal, J., Sutt, A. L., Cornmell, G., Shekar, K., & Fraser, J. (2020). Safety and putative benefits of tracheostomy tube placement in patients on extracorporeal membrane oxygenation: A single-center experience. *Journal of Intensive Care Medicine*, 35(11), 1153 – 1161. <https://doi.org/10.1177/0885066619837939>



Griffiths, R. D., & Jones, C. (1999). ABC of intensive care: Recovery from intensive care. *British Medical Journal*, 319(7207), 427-429. <https://doi.org/10.1136/bmj.319.7207.427>



Griffiths, R. D., Palmer, T. E., Helliwell, T., MacLennan, P., & MacMillan, R. R. (1995). Effect of passive stretching on the wasting of muscle in the critically ill. *Nutrition*, 11(5), 428-432. [https://doi.org/10.1016/s0899-9007\(96\)00372-3](https://doi.org/10.1016/s0899-9007(96)00372-3)



Gross, R. D., Atwood, C. W., Grayhack, J. P., Jr., & Shaiman, S. (2003). Lung volume effects on pharyngeal swallowing physiology. *Journal of Applied Physiology*, 95(6), 2211-2217. <https://doi.org/10.1152/jappphysiol.00316.2003>



Gross, R. D., Atwood, C. W., Jr., Ross, S. B., Olszewski, J. W., & Eichhorn, K. A. (2009). The coordination of breathing and swallowing in chronic obstructive pulmonary disease. *American Journal of Respiratory and Critical Care Medicine*, 179(7), 559-565. <https://doi.org/10.1164/rccm.200807-1139oc>



Gross, R. D., Mahlmann, J., & Grayhack, J. P. (2003). Physiologic effects of open and closed tracheostomy tubes on the pharyngeal swallow. *Annals of Otolaryngology, Rhinology & Laryngology*, 112(2), 143-152. <https://doi.org/10.1177/000348940311200207>



Gross, R. D., Steinhauer, K. M., Zajac, D. J., & Weissler, M. C. (2006). Direct measurement of subglottic air pressure while swallowing. *The Laryngoscope*, 116(5), 753-761. <https://doi.org/10.1097/01mlg.0000205168.39446.12>



Grossbach, I., Stranberg, S., & Chlan, L. (2010). Promoting effective communication for patients receiving mechanical ventilation. *Critical Care Nurse*, 31(3), 46-60. <https://doi.org/10.4037/ccn2010728>



Grosu, H. B., Lee, Y. I., Lee, J., Eden, E., Eikermann, M., & Rose, K. M. (2012). Diaphragm muscle thinning in patients who are mechanically ventilated. *Chest*, 142(6), 1455-1460. <https://doi.org/10.1378/chest.11-1638>



Guia, M., Ciobanu, L.D., Sreedharan, J.K., Abdelrahim, M.E., Gonçalves, G., Cabrita, B., Alqahtani, J.S., Duan, J., El-Khatib, M., Diaz-Abad, M., & Wittenstein, J. (2021). The role of non-invasive ventilation in weaning and decannulating critically ill patients with tracheostomy: A narrative review of the literature. *Pulmonology*, 27(1), 43-51. <https://doi.org/10.1016/j.pulmoe.2020.07.002>



Guttormson, J. L., Bremer, K. L., & Jones, R. M. (2015). "Not being able to talk was horrid": A descriptive, correlational study of communication during mechanical ventilation. *Intensive and Critical Care Nursing*, 31(3), 179-186. <https://doi.org/10.1016/j.iccn.2014.10.007>



Hagins, M., & Lamberg, E. M. (2006). Natural breath control during lifting tasks: Effect of load. *European Journal of Applied Physiology*, 96(4), 453-458. <https://doi.org/10.1007/s00421-005-0097-1>



Hagins, M., Pietrek, M., Sheikhzadeh, A., Nordin, M., & Axen, K. (2004). The effects of breath control on intra-abdominal pressure during lifting tasks. *Spine*, 29(4), 464-469. <https://doi.org/10.1097/01.brs.0000092368.90019.d8>



Hamaoui, A., Gonneau, E., & Bozec, S. L. (2010). Respiratory disturbance to posture varies according to the respiratory mode. *Neuroscience Letters*, 475(3), 141-144. <https://doi.org/10.1016/j.neulet.2010.03.064>



Hårdemark Cedborg, A., Sundman, E., Bodén, K., Hedström, H. W., Kuylenstierna, R., Ekberg, O., & Eriksson, L. I. (2009). Co-ordination of spontaneous swallowing with respiratory airflow and diaphragmatic and abdominal muscle activity in healthy adult humans. *Experimental Physiology*, 94(4), 459-468. <https://doi.org/10.1113/expphysiol.2008.045724>



Hashmi, N. K., Ransom, E., Nardone, H., Redding, N., & Mirza, N. (2010). Quality of life and self-image in patients undergoing tracheostomy. *The Laryngoscope*, 120(S4). <https://doi.org/10.1002/lary.21663>



HCAHPS. (2016). Patients' perspectives of care survey - Centers for Medicare & Medicaid services. Retrieved April 8, 2016, from <https://www.cms.gov/Medicare/Quality-Initiatives-Patient-Assessment-instruments/HospitalQualityInits/HospitalHCAHPS.html>



Heffner, J. E. (2005). Management of the chronically ventilated patient with a tracheostomy. *Chronic Respiratory Disease*, 2(3), 151-161. <https://doi.org/10.1191/1479972305cd084ra>



Henningfeld, J., Lang, C., Erato, G., Silverman, A. H., & Goday, P. S. (2021). Feeding disorders in children with tracheostomy tubes. *Nutrition in Clinical Practice*, 36(3), 689-695. <https://doi.org/10.1002/ncp.10551>



Hernandez, G., Pedrosa, A., Ortiz, R., Accuaroni, M. D., Cuena, R., Collado, C. V., Plaza, S. G., Arenas, P. G., & Fernandez, R. (2013). The effects of increasing effective airway diameter on weaning from mechanical ventilation in tracheostomized patients: A randomized controlled trial. *Intensive Care Medicine*, 39(6), 1063-1070. <https://doi.org/10.1007/s00134-013-2870-7>



Hiss, S. G., Strauss, M., Treole, K., Stuart, A., & Boutilier, S. (2003). Swallowing apnea as a function of airway closure. *Dysphagia*, 18(4), 293-300. <https://doi.org/10.1007/s00455-003-0021-y>



Hodges, P. W., & Gandevia, S. C. (2000). Changes in intra-abdominal pressure during postural and respiratory activation of the human diaphragm. *Journal of Applied Physiology*, 89(3), 967-976.



Hofmann, L., Bolton, J., & Ferry, S. (2008). Passy-Muir speaking valve use in a children's hospital: An interdisciplinary approach. *Perspectives: ASHA*, 18(2), 76-86. <https://doi.org/10.1044/vvd18.2.76>



Hoit, J. D., Banzett, R. B., Lohmeier, H. L., Hixon, T. J., & Brown, R. (2003). Clinical ventilator adjustments that improve speech. *Chest*, 124(4), 1512-1521. <https://doi.org/10.1378/chest.124.4.1512>



Holmes, T. R., Cumming, B. D., Sideris, A. W., Lee, J. W., Briggs, N. E., & Havas, T. E. (2019). Multidisciplinary tracheotomy teams: An analysis of patient outcomes and resource allocation. *Ear, Nose & Throat Journal*, 98(4), 232-237. <https://doi.org/10.1177/0145561319840103>



Howard, M. M., Phillips, J., Henley, S., Green, S., & Rosario, E. (2021). Impact of osteophylectomy on swallowing function in a patient with chronic dysphagia. *OBM Geriatrics*, 5(3). <https://doi.org/10.21926/obm.geri.2103175>



Irish Association of Speech & Language Therapists. (2022). *Tracheostomy management: Clinical guideline 2017*. [https://www.stjames.ie/media/IASLT%20Tracheostomy_Guidelines-7-DEC-2017%20\(2\).pdf](https://www.stjames.ie/media/IASLT%20Tracheostomy_Guidelines-7-DEC-2017%20(2).pdf)



Istanboulian, L., Rose, L., Gorospe, F., Yunusova, Y., & Dale, C. M. (2020). Barriers to and facilitators for the use of augmentative and alternative communication and voice restorative strategies for adults with an advanced airway in the intensive care unit: A scoping review. *Journal of Critical Care*, 57, 168 – 176. <https://doi.org/10.1016/j.jcrc.2020.02.015>



Janssens, J-P., Michel, F., Schwarz, E. I., Prella, M., Bloch, K., Adler, D., Brill, A-K., Geenens, A., Karrer, W., Ognja, A., Ott, S., Rudiger, J., Schoch, O. D., Soler, M., Strobel, W., Uldry, C., & Gex, G. (2020). Long-term mechanical ventilation: Recommendations of the Swiss Society of Pulmonology. *Respiration*, 99, 867 – 902. <https://doi.org/10.1159/000510086>



Johnson, D. C., Campbell, S. L., & Rabkin, J. D. (2009). Tracheostomy tube manometry: Evaluation of speaking valves, capping and need for downsizing. *The Clinical Respiratory Journal*, 3(1), 8-14. <https://doi.org/10.1111/j.1752-699x.2008.00100.x>



Kam, K., Patzelt, R., & Soenen, R. (2022). Pediatric tracheostomy speaking valves: A multidisciplinary protocol leads to earlier initial trials. *Journal of Child Health Care*. <https://doi.org/10.1177/13674935211070416>



Kamel, K. S., Beckert, L. E., & Stringer, M. D. (2009). Novel insights into the elastic and muscular components of the human trachea. *Clinical Anatomy*, 22(6), 689-697. <https://doi.org/10.1002/ca.20841>



Kennedy, A., Hart, C. K., de Alarcon, A., Balakrishnan, K., Boudewyns, A., Chun, R., Fayouix, P., Goudy, S. L., Hartnick, C., Hsu, W., Johnson, R. F., Kuo, M., Peer, S., Pransky, S. M., Rahbar, R., Rickert, S., Roy, S., Russell, J., Sandu, K., Sidell, D. ... Rutter, M. J. (2021). International pediatric otolaryngology group (IPOG) management recommendations: Pediatric tracheostomy decannulation. *International Journal of Pediatric Otorhinolaryngology*, 141, 110565. <https://doi.org/10.1016/j.ijporl.2020.110565>



Khalaila, R., Zbidat, W., Anwar, K., Bayya, A., Linton, D. M., & Sviri, S. (2011). Communication difficulties and psychoemotional distress in patients receiving mechanical ventilation. *American Journal of Critical Care*, 20(6), 470-479. <https://doi.org/10.4037/ajcc2011989>



Kinneally, T. (2018). Do speaking valves reduce sedative drug use in ICU? A retrospective data analysis. *Australian Critical Care*, 31(2), 131-132.



Knott, J.M., & Parker, C. R. (2019). Speech-language pathologists and respiratory therapists: Team approach to caring for patients with long-term tracheostomy. *Journal of Public Health in the Deep South*, 1(1). <https://journals.library.msstate.edu/index.php/jphds/article/view/888>



Kolb, C.M., Halbert, K., Xaio, W., Strang, A. R., & Briddell, J. W. (2021). Comparing decannulation failures and successes in pediatric tracheostomy: An 18-year experience. *Pediatric Pulmonology*, 56, 2761 – 2768. <https://doi.org/10.1002/ppul.25170>



Korupolu, R., Stampus, A., Jimenez, I. H., Cruz, D., Di Gusto, M.L., Verduzco-Gutierrez, M., & Davis, M.E. (2021). Mechanical ventilation and weaning practices for adults with spinal cord injury – An international survey. *Journal of the International Society of Physical and Rehabilitation Medicine*, 4, 131-140. <https://doi.org/10.4103/JISPRM-000124>



Kowalski, S., El-Gabalawy, R., Macaulay, K., Thorkelsson, R., Robertson, A., Bshouty, Z., & Girling, L. (2017). Weaning from mechanical ventilation using tracheostomy cuff deflation and a one-way speaking valve: A historical-cohort series. *Canadian Journal of Anesthesia*, 64(12), 1286-1288. <https://doi.org/10.1007/s12630-017-0964-3>



Laciuga, H., Rosenbek, J. C., Davenport, P. W., & Sapienza, C. M. (2014). Functional outcomes associated with expiratory muscle strength training: Narrative review. *Journal of Rehabilitation Research and Development*, 51(4), 535-546. <https://doi.org/10.1682/jrrd.2013.03.0076>



Lamberg, E. M., & Hagins, M. (2013). Breath control during a tiptoe task. *Physiotherapy Theory and Practice*, 30(3), 178-182. <https://doi.org/10.3109/09593985.2013.834527>



Leblanc, J., Shultz, J. R., Seresova, A., Guise, E. D., Lamoureux, J., Fong, N., ... Khwaja, K. (2010). Outcome in tracheostomized patients with severe traumatic brain injury following implementation of a specialized multidisciplinary tracheostomy team. *Journal of Head Trauma Rehabilitation*, 25(5), 362-365. <https://doi.org/10.1097/htr.0b013e3181cd67ea>



Li, J., Perez, A., Schehl, J., Albers, A., & Husain, I. A. (2021). The association between upper airway patency and speaking valve trial tolerance for patients with tracheostomy: A clinical retrospective study and an in vitro study. *American Journal of Speech-Language Pathology*, 30(4), 1728-1736. https://doi.org/10.1044/2021_AJSLP-20-00331



Li, L., Wikner, E., Behzadpour, H., Perez, G., & Mudd, P. (2021). Decrease in respiratory related hospitalizations in tracheostomy-dependent children who tolerate Passy-Muir Valve use. *The Annals of Otolaryngology, Rhinology, and Laryngology*, 130(6), 623–628. <https://doi.org/10.1177/0003489420966612>



Lichtman, S. W., Birnbaum, I. L., Sanfilippo, M. R., Pellicone, J. T., Damon, W. J., & King, M. L. (1995). Effect of a tracheostomy speaking valve on secretions, arterial oxygenation, and olfaction: A quantitative evaluation. *Journal of Speech Language and Hearing Research*, 38(3), 549-555. <https://doi.org/10.1044/jshr.3803.549>



Limaye, S. S., & Katz, P. (2006). Challenges of pain assessment and management in the minority elderly population. *Annals of Long-Term Care*, 14(11), 34.



Lord, R. K., Mayhew, C. R., Korupolu, R., Manthey, E. C., Friedman, M. A., Palmer, J. B., & Needham, D. M. (2013). ICU early physical rehabilitation programs. *Critical Care Medicine*, 41(3), 717-724. <https://doi.org/10.1097/ccm.0b013e3182711de2>



Mah, J. W., Staff, I. I., Fisher, S. R., & Butler, K. L. (2016). Improving decannulation and swallowing function: A comprehensive, multidisciplinary approach to post-tracheostomy care. *Respiratory Care*, 62(2), 137-143.



Manzano, J. L., Lubillo, S., Henríquez, D., Martín, J. C., Pérez, M. C., & Wilson, D. J. (1993). Verbal communication of ventilator-dependent patients. *Critical Care Medicine*, 21(4), 512-517. <https://doi.org/10.1097/00003246-199304000-00009>



Martin, K. A., Cole, T., Percha, C. M., Asanuma, N., Mattare, K., Hager, D. N., Brenner, M. J., & Pandian, V. (2021). Standard versus accelerated speaking valve placement after percutaneous tracheostomy: A randomized controlled feasibility study. *Annals of the American Thoracic Society*, 18(10), 1693 – 1701. <https://doi.org/10.1513/AnnalsATS.202010-1282OC>



Massery, M. (2014). Expert interview: The role of the Passy-Muir Valve in physical therapy. *Talk Muir* (3 Feb. 2014): 2-4



Massery, M. (2006). Multisystem consequences of impaired breathing mechanics and/or postural control in cardiovascular and pulmonary physical therapy evidence and practice. (4th ed.) In Frownfeter, D. & Dean, E., (Eds.) St. Louis, MO: Elsevier Health Sciences, 695.



Massery, M., Hagins, M., Stafford, R., Moerchen, V., & Hodges, P. W. (2013). Effect of airway control by glottal structures on postural stability. *Journal of Applied Physiology*, 115(4), 483-490. <https://doi.org/10.1152/jappphysiol.01226.2012>



McGill Health Center. (2016). What is the evidence describing effectiveness of weaning techniques for tracheostomy decannulation in adult patients? *Rapid Review Evidence Summary*.



McGrath, B. A., Ashby, N., Birchall, M., Dean, P., Doherty, C., Ferguson, K., Gimblett, J., Grocott, M., Jacob, T., Kerawala, C., Macnaughton, P., Magennis, P., Moonsinghe, R., Twose, P., Wallace, S., & Higgs, A. (2020). Multidisciplinary guidance for safe tracheostomy care during the COVID-19 pandemic: The NHS National Patient Safety Improvement Programme (NatPatSIP). *Anaesthesia*, 75(12), 1659 -1670. <https://doi.org/10.1111/anae.15120>



McGrath, B. A., Brenner, M.J., Warrillow, S.J., Pandian, V., Arora, A., Cameron, T.S., Añon, J. M., Martínez, G. H., Truog, R. D., Block, S. D., Lui, G.C., McDonald, C., Rassekh, C. H., Atkins, J., Qiang, L., Vergez, S., Dulguerov, P., Zenk, J., Antonelli, M., Pelosi, P., ... Feller-Kopman, D. J. (2020). Tracheostomy in the COVID-19 era: Global and multidisciplinary guidance. *The Lancet Respiratory Medicine*, 8(7), 717-725. [https://doi.org/10.1016/S2213-2600\(20\)30230-7](https://doi.org/10.1016/S2213-2600(20)30230-7)



McGrath, B., Lynch, J., Wilson, M., Nicholson, L., & Wallace, S. (2016). Above cuff vocalisation: A novel technique for communication in the ventilator-dependent tracheostomy patient. *Journal of the Intensive Care Society*, 17(1), 19-26. <https://doi.org/10.1177/1751143715607549>



McGrath, B. A., Wallace, S., Lynch, J., Bonvento, B., Coe, B., Owen, A., Firn, M., Brenner, M. J., Edwards, E., Finch, T. L., Cameron, T., Narula, A., & Roberson, D. W. (2020). Improving tracheostomy care in the United Kingdom: Results of a guided quality improvement programme in 20 diverse hospitals. *British Journal of Anaesthesia*, 125(1), e119-e129. <https://doi.org/10.1016/j.bja.2020.04.064>



McGrath, B. A., Wallace, S., Wilson, M., Nicholson, L., Felton, T., Bowyer, C., & Bentley, A. M. (2019). Safety and feasibility of above cuff vocalisation for ventilator-dependant patients with tracheostomies. *Journal of the Intensive Care Society*, 20(1), 59-65. <https://doi.org/10.1177/1751143718767055>



McRae, J., Montgomery, E., Garstand, Z., & Cleary, E. (2020). The role of speech and language therapists in the intensive care unit. *Journal of the Intensive Care Society*, 21(4), 344-348. <https://doi.org/10.1177/1751143719875687>



McRae, J., Smith, C., Beeke, S., & Emmanuel, A. (2019). Oropharyngeal dysphagia management in cervical spinal cord injury patients: An exploratory survey of variations to care across specialised and non-specialised units. *Spinal Cord Series and Cases*, 5(31). <https://doi.org/10.1038/s41394-019-0175-y>



Meister, K. D., Pandian, V., Hillel, A. T., Walsh, B. K., Brodsky, M. B., Balakrishnan, K., Best, S. R., Chinn, S. B., Cramer, J. D., Graboyes, E. M., McGrath, B. A., Rassekh, C. H., Bedwell, J. R., & Brenner, M. J. (2021). Multidisciplinary safety recommendations after tracheostomy during COVID-19 pandemic: State of the art review. *Otolaryngology–Head and Neck Surgery*, 164(5), 984-1000. <https://doi.org/10.1177/1751143720961990>



Mélotte, E. (2021). *Contribution to the study of the links between consciousness and swallowing* [Doctoral dissertation, Université de Liège, Liège, Belgique]. ORBi.



Miles, A., McRae, J., Clunie, G., Gillivan-Murphy, P., Inamoto, Y., Kalf, H., Pillay, M., Pownall, S., Ratcliffe, P., Richard, T., Robinson, U., Wallace, S., & Brodsky, M.B. (2022). An international commentary on dysphagia and dysphonia during the COVID-19 pandemic. *Dysphagia*, 1-26. <https://doi.org/10.1007/s00455-021-10396-z>



Mirzakhani, H., Williams, J., Mello, J., Joseph, S., Meyer, M. J., Waak, K., Schmidt, U., Kelly, E., & Eikermann, M. (2013). Muscle weakness predicts pharyngeal dysfunction and symptomatic aspiration in long-term ventilated patients. *Anesthesiology*, 119(2), 389-397. <https://doi.org/10.1097/aln.0b013e31829373fe>



Mohapatra, B. & Mohan, R. (2020). Speech-language pathologists' role in the multi-disciplinary management and rehabilitation of patients with COVID-19. *Journal of Rehabilitation Medicine - Clinical Communications*, 3. <https://doi.org/10.2340/20030711-1000037>



Mooney, B., Lawrence, C., Johnson, E. G., Slaboden, A., & Ball, K. (2020). How COVID-19 patients were moved to speak: A rehabilitation interdisciplinary case series. *HSS Journal*, 16(Supp 1), 56-63. <https://doi.org/10.1007/s11420-020-09778-0>



Moore, K. (2016). *Interprofessional Patient Simulation Training Compared to Online Training for learning to use In-Line Speaking Valves*. Electronic Theses and Dissertations. ETSU Digital Commons: Tennessee.



Morris, P. E., Goad, A., Thompson, C., Taylor, K., Harry, B., Passmore, L., Ross, A., Anderson, L., Baker, S., Sanchez, M., Penley, L., Howard, A., Dixon, L., Leach, S., Samll, R., Hite, R. D., & Haponik, E. (2008). Early intensive care unit mobility therapy in the treatment of acute respiratory failure. *Critical Care Medicine*, 36(8), 2238-2243. <https://doi.org/10.1097/ccm.0b013e318180b90e>



Morris, P. E., Griffin, L., Berry, M., Thompson, C., Hite, R. D., Winkelman, C., Hopkins, R. O., Ross, A., Dixon, L., Leach, S., & Haponik, E. (2011). Receiving early mobility during an intensive care unit admission is a predictor of improved outcomes in acute respiratory failure. *The American Journal of the Medical Sciences*, 341(5), 373-377. <https://doi.org/10.1097/maj.0b013e31820ab4f6>



Morrow, E.L., Hereford, A.P., Covington, N. V., & Duff, M.C. (2020). Traumatic brain injury in the acute care setting: Assessment and management practices of speech-language pathologists. *Brain Injury*, 34(12), 1590-1609. <https://doi.org/10.1080/02699052.2020.1766114>



Muz, J., Mathog, R. H., Rosen, R., Miller, P. R., & Borrero, G. (1987). Detection and quantification of laryngotracheopulmonary aspiration with scintigraphy. *The Laryngoscope*, 97(10), 1180-1185. <https://doi.org/10.1288/00005537-198710000-00012>



Nabozny, M. J., Barnato, A. E., Rathouz, P. J., Havlena, J. A., Kind, A. J., Ehlenbach, W. J., Zhao, Q., Ronk, K., Smith, M. A., Greenberg, C. C., & Schwarze, M. L. (2016). Trajectories and prognosis of older patients who have prolonged mechanical ventilation after high-risk surgery. *Critical Care Medicine*, 44(6), 1091-1097. <https://doi.org/10.1097/ccm.0000000000001618>



Needham, D. M. (2008). Mobilizing patients in the intensive care unit improving neuromuscular weakness and physical function. *Journal of the American Medical Association*, 300(14), 1685-1690. <https://doi.org/10.1001/jama.300.14.1685>



Needham, D. M., Korupolu, R., Zanni, J. M., Pradhan, P., Colantuoni, E., Palmer, J. B., Brower, R. G., & Fan, E. (2010). Early physical medicine and rehabilitation for patients with acute respiratory failure: A quality improvement project. *Archives of Physical Medicine and Rehabilitation*, 91(4), 536-542. <https://doi.org/10.1016/j.apmr.2010.01.002>



Nelson-McMillan, K., Vricella, L. A., Stewart, F. D., Young, J., Shah, A. S., Hibino, N., & Coulson, J. D. (2020). Recovery from total acute lung failure after 20 months of extracorporeal life support. *ASAIO Journal*, 66(1), e11-e14. <https://doi.org/10.1097/MAT.0000000000000990>



Nieto, K., Ang, D., & Liu, H. (2022). Dysphagia among geriatric trauma patients: A population-based study. *Plos One*, 17(2). <https://doi.org/10.1371/journal.pone.0262623>



O'Connor, L. R., Morris, N. R., & Paratz, J. (2019). Physiological and clinical outcomes associated with use of one-way speaking valves on tracheostomised patients: A systematic review. *Heart & Lung*, 48(4), 356-364. <https://doi.org/10.1016/j.hrtlng.2018.11.006>



O'Connor, L. R., Morris, N., & Paratz, J. (2021). The safety and efficacy of prolonged use of one-way speaking valves. *Australian Critical Care*, 34(4), 319-326. <https://doi.org/10.1016/j.aucc.2020.09.003>



Orlikoff, R. F. (2008). Voice production during a weightlifting and support task. *Folia Phoniatrica Et Logopaedica*, 60(4), 188-194. <https://doi.org/10.1159/000128277>



Pandian, V., Boisen, S., Mathews, S., & Brenner, M. J. (2019). Speech and safety in tracheostomy patients receiving mechanical ventilation: A systematic review. *American Journal of Critical Care*, 28(6), 441-450. <https://doi.org/10.4037/ajcc2019892>



Pandian, V., Boisen, S., Mathews, S., & Cole, T. (2019). Are fenestrated tracheostomy tubes still valuable? *American Journal of Speech-Language Pathology*, 28(3), 1019-1028. https://doi.org/10.1044/2019_AJSLP-18-0187



Pandian, V., Cole, T., Kilonsky, D., Holden, K., Feller-Kopman, D. J., Brower, R., & Mirski, M. (2020). Voice-related quality of life increases with a talking tracheostomy tube: A randomized controlled trial. *The Laryngoscope*, 130(5), 1249-1255. <https://doi.org/10.1002/lary.28211>



Passy, V., Baydur, A., Prentice, W., & Darnell-Neal, R. (1993). Passy-Muir tracheostomy speaking valve on ventilator-dependent patients. *The Laryngoscope*, 103(6), 653-658. <https://doi.org/10.1288/00005537-199306000-00013>



Perme, C., & Chandrashekar, R. K. (2008). Managing the patient on mechanical ventilation in ICU: Early mobility and walking program. *Acute Care Perspectives*, 17(1), 10-15.



Peruzzi, W., Logemann, J., Currie, D., & Moen, S. (2001). Assessment of aspiration in patients with tracheostomies: Comparison of bedside colored dye assessment with videofluoroscopic examination. *Respiratory Care*, 46(3), 243-247.



Peterson, M. C., Holbrook, J. H., Von Hales, D., Smith, N. L., & Staker, L. V. (1992). Contributions of the history, physical examination, and laboratory investigation in making medical diagnoses. *Western Journal of Medicine*, 156(2), 163-165.



Petosic, A., Viravong, M. F., Martin, A. M., Nilsen, C. B., Olafsen, K., & Berntzen, H. (2021). Above cuff vocalisation (ACV): A scoping review. *Acta Anaesthesiologica Scandinavica*, 65(1), 15-25. <https://doi.org/10.1111/aas.13706>



Pincherle, A., Jöhr, J., Pancini, L., Leocani, L., Dalla Vecchia, L., Ryvlin, P., Schiff, N.D., & Diserens, K. (2020). Intensive care admission and early neuro-rehabilitation. Lessons for COVID-19? *Frontiers in Neurology*, 11, 880. <https://doi.org/10.3389/fneur.2020.00880>



Pitts, T., Bolser, D., Rosenbek, J., Troche, M., Okuri, M. S., & Sapienza, C. (2009). Impact of expiratory muscle strength training on voluntary cough and swallow function in Parkinson disease. *Chest*, 135(5), 1301-1308. <https://doi.org/10.1378/chest.08-1389>



Prigent, H., Lejaille, M., Terzi, N., Annane, D., Figere, M., Orlikowski, D., & Lofaso, F. (2011). Effect of a tracheostomy speaking valve on breathing–swallowing interaction. *Intensive Care Medicine*, 38(1), 85-90. <https://doi.org/10.1007/s00134-011-2417-8>



Pronello, D. R., Gimenez, G., Prado, F., Salinas, P., Herrero, M. V., & Bach, J. R. (2020). Tracheostomy in children: The challenges of decanulation, revision and work proposal. *Neumologia Pediatrica*, 14(3), 164 – 174. <https://www.researchgate.net/publication/340435449>



Rajajee, V., Williamson, C. A., & West, B. T. (2015). Impact of real-time ultrasound guidance on complications of percutaneous dilatational tracheostomy: A propensity score analysis. *Critical Care*, 19(1), 198. <https://doi.org/10.1186/s13054-015-0924-7>



Rao, F., Garuti, G., Vitacca, M., Banfi, P., Racca, F., Cutrera, R., Pavone, M., Pedemonte, M., Schisano, M., Pedroni, S., Casiraghi, J., Vianello, A., & Sansone, V. A. on behalf of the UILDM Respiratory group. (2021). Management of respiratory complications and rehabilitation in individuals with muscular dystrophies: 1st Consensus Conference report from UILDM - Italian Muscular Dystrophy Association (Milan, January 25 -16, 2019). *Acta Myologica*, *XL*, 8 – 42. <https://doi.org/10.36185/2532-1900-045>



Roberts, H., & Greenwood, N. (2019). Speech and language therapy best practice for patients in prolonged disorders of consciousness: A modified Delphi study. *International Journal of Language & Communication Disorders*, *54*(5), 841-854. <https://doi.org/10.1111/1460-6984.12489>



Roberts, K. J. (2020). Enhancing early mobility with a speaking valve. *Respiratory Care*, *65*(2), 269-270. <https://doi.org/10.4187/respcare.07671>



Rodrigues, K. A., Machado, F. R., Chiari, B. M., Rosseti, H. B., Lorenzon, P., & Gonçalves, M. I. (2015). Swallowing rehabilitation of dysphagic tracheostomized patients under mechanical ventilation in intensive care units: A feasibility study. *Revista Brasileira De Terapia Intensiva*, *27*(1), 64-71. <https://doi.org/10.5935/0103-507x.20150011>



Rose, L., Sutt, A. L., Amaral, A. C., Fergusson, D. A., Smith, O. M., & Dale, C. M. (2021). Interventions to enable communication for adult patients requiring an artificial airway with or without mechanical ventilator support. *Cochrane Library: Cochrane Database of Systematic Reviews*, *10* (CD013379). <https://doi.org/10.1002/14651858.CD013379.pub2>



Ross, J., & White, M. (2003). Removal of the tracheostomy tube in the aspirating spinal cord-injured patient. *Spinal Cord*, *41*(11), 636-642. <https://doi.org/10.1038/sj.sc.3101510>



Rovira, A., Dawson, D., Walker, A., Tornari, C., Dinham, A., Foden, N., Surda, P., Archer, S., Lonsdale, D., Ball, J., Ofo, E., Karagama, Y., Odutoye, T., Simo, R., & Arora, A. (2021). Tracheostomy care and decannulation during the COVID-19 pandemic. A multidisciplinary clinical practice guideline. *European Archives of Oto-Rhino-Laryngology*, *273*, 313-321. <https://doi.org/10.1007%2Fs00405-020-06126-0>



Sapienza, C., Trocher, M. (2012). *Respiratory Muscle Strength Training Theory and Practice*. San Diego, CA: Plural Publishing.



Santos, A., Harper, D., Gandy, S. & Buchanan, B. (2018). The positive impact of multidisciplinary tracheostomy team in the care of post-tracheostomy patients. *Critical Care Medicine*, *46*(1): 1214.



Schellekens, W. M., Hees, H. W., Doorduyn, J., Roesthuis, L. H., Scheffer, G. J., Hoeven, J. G., & Heunks, L. M. (2016). Strategies to optimize respiratory muscle function in ICU patients. *Critical Care*, *20*(1), 103. <https://doi.org/10.1186/s13054-016-1280-y>



Schwarz, E.I. & Bloch, K.E. (2019). Frontiers in clinical practice of long-term care of chronic ventilatory failure. *Respiration*, *98*, 1-15. <https://doi.org/10.1159/000499316>



Sciaky, A. J. (1994). Mobilizing the intensive care unit patient: Pathophysiology and treatment. *Physical Therapy Practice*, *3*(2), 69-80.



Shaker, R., Milbrath, M., Ren, J., Campbell, B., Toohill, R., & Hogan, W. (1995). Deglutitive aspiration in patients with tracheostomy: Effect of tracheostomy on the duration of vocal cord closure. *Gastroenterology*, *108*(5), 1357-1360. [https://doi.org/10.1016/0016-5085\(95\)90682-7](https://doi.org/10.1016/0016-5085(95)90682-7)



Shea, M., & McDonald, D. D. (2010). Factors associated with increased pain communication by older adults. *Western Journal of Nursing Research*, *33*(2), 196-206. <https://doi.org/10.1177/0193945910372775>



Siebens, A. A., Tippet, D. C., Kirby, N., & French, J. (1993). Dysphagia and expiratory air flow. *Dysphagia*, *8*(3), 266-269. <https://doi.org/10.1007/bf01354549>



Singh, H., Srivastava, M., Singh, A. K., Singh, H., & Ahmad, W. (2020). Tracheostomy from insertion to decannulation. *Journal of Otorhinolaryngology and Allied Science*, *3*(2), 36-41. <https://www.joas.co.in/html-article/11917>



Skoretz, S. A., Anger, N., Wellman, L., Takai, O., & Empey, A. (2020). A systematic review of tracheostomy modifications and swallowing in adults. *Dysphagia*, 35(6), 935-947. <https://doi.org/10.1007/s00455-020-10115-0>



Sohn, E. Y., Peck, K., Kamerman Kretzmer, R., Kato, R., Keens, T. G., & Davidson Ward, S. L. (2021). Comparison of SIMV+ PS and AC modes in chronically ventilated children and effects on speech. *Pediatric Pulmonology*, 56(1), 179 – 186. <https://doi.org/10.1002/ppul.25102>



Southcott, A. M., Holdsworth, C., Malcolm, L., Muruganandan, S., & Skinnner, E. (2019). Evaluation of the implementation of a Tracheostomy Review Services (TRS): An observational cohort study. *Journal of Interprofessional Care*, 33(6), 697-705. <https://doi.org/10.1080/13561820.2019.1566216>



Speed, L., & Harding, K. E. (2013). Tracheostomy teams reduce total tracheostomy time and increase speaking valve use: A systematic review and meta-analysis. *Journal of Critical Care*, 28(2), 216.e1-10. <https://doi.org/10.1016/j.jcrc.2012.05.005>



Stachler, R. J., Hamlet, S. L., Choi, J., & Fleming, S. (1996). Scintigraphic quantification of aspiration reduction with the Passy-Muir valve. *The Laryngoscope*, 106(2), 231-234. <https://doi.org/10.1097/00005537-199602000-00024>



Stranix, J. T., Danziger, K., Dumbrava, V. L., Mars, G., Hirsch, D. L., & Levine, J. P. (2016). Technique to improve tracheostomy speaking valve tolerance after head and neck free flap reconstruction. *Plastic and Reconstructive Surgery – Global Open*, 4(12): e1082.



Stierli, S., Buss, I., Redecker, H., Baumberger, M., Blättler, E., Selb, M., Ischer, B., & Schwegler, H. (2020). Insights from an interprofessional post-COVID-19 rehabilitation unit: A speech and language therapy and respiratory medicine perspective. *Journal of Rehabilitation Medicine*, 52(9). <https://doi.org/10.2340/16501977-2735>



Suiter, D. M., Mccullough, G. H., & Powell, P. W. (2003). Effects of cuff deflation and one-way tracheostomy speaking valve placement on swallow physiology. *Dysphagia*, 18(4), 284-292. <https://doi.org/10.1007/s00455-003-0022-x>



Sun, G. H., Chen, S. W., MacEachern, M. P., & Wang, J. (2020). Successful decannulation of patients with traumatic spinal cord injury: A scoping review. *The Journal of Spinal Cord Medicine*, 1-12. <https://doi.org/10.1080/10790268.2020.1832397>



Supinski, G. S., & Callahan, L. A. (2013). Diaphragm weakness in mechanically ventilated critically ill patients. *Critical Care*, 17(3), R120. <https://doi.org/10.1186/cc12792>



Sutt, A. L., Antsey, C., Caruana, L. R., Cornwell, P. L., & Fraser, J. (2017). Ventilation distribution and lung recruitment with speaking valve use in tracheostomised patient weaning from mechanical ventilation in intensive care. *Journal of Critical Care*, 40:164-170. <https://doi.org/10.1016/j.jcrc.2017.04.001>



Sutt, A., Caruana, L. R., Dunster, K. R., Cornwell, P. L., Anstey, C. M., & Fraser, J. F. (2016). Speaking valves in tracheostomised ICU patients weaning off mechanical ventilation - Do they facilitate lung recruitment? *Critical Care*, 20(1), 91. <https://doi.org/10.1186/s13054-016-1249-x>



Sutt, A., Caruana, L. R., Dunster, K. R., Cornwell, P. L., & Fraser, J. F. (2015). Improved lung recruitment and diaphragm mobility with an in-line speaking valve in tracheostomised mechanically ventilated patients – An observational study. *Australian Critical Care*, 28(1), 45. <https://doi.org/10.1016/j.aucc.2014.10.021>



Sutt, A., Cornwell, P. L., Caruna, L. R., Dunster, K. R., & Fraser, J. F. (2015). Speaking valves in mechanically ventilated ICU patients - Improved communication and improved lung recruitment. *American Journal of Respiratory Critical Care Medicine*, 191, A3162.



Sutt, A., Cornwell, P. L., Mullany, D., Kinneally, T., & Fraser, J. F. (2015). The use of tracheostomy speaking valves in mechanically ventilated patients results in improved communication and does not prolong ventilation time in cardiothoracic intensive care unit patients. *Journal of Critical Care*, 30(3), 491-494. <https://doi.org/10.1016/j.jcrc.2014.12.017>



Sutt, A., & Fraser, J. F. (2015). Speaking valves as part of standard care with tracheostomized mechanically ventilated patients in intensive care unit. *Journal of Critical Care*, 30(5), 1119-1120. <https://doi.org/10.1016/j.jcrc.2015.06.015>

-  Sutt, A. L., Hay, K., Kinneally, T., Fisquet, S., & Fraser, J. F. (2020). Sedatives, analgesics and antipsychotics in tracheostomised ICU patients—Is less more? *Australian Critical Care*, 33(5), 407-411. <https://doi.org/10.1016/j.aucc.2018.12.004>
-  Sutt, A. L., Wallace, S., & Egbers, P. (2021). Upper airway assessment for one-way valve use in a patient with a tracheostomy. *American Journal of Speech-Language Pathology*, 30(6), 2716-2717. https://doi.org/10.1044/2021_AJSLP-21-00174
-  Tembo, A. C., Higgins, I., & Parker, V. (2015). The experience of communication difficulties in critically ill patients in and beyond intensive care: Findings from a larger phenomenological study. *Intensive and Critical Care Nursing*, 31(3), 171-178. <https://doi.org/10.1016/j.iccn.2014.10.004>
-  Tolep, K., Getch, C. L., & Criner, G. J. (1996). Swallowing dysfunction in patients receiving prolonged mechanical ventilation. *Chest*, 109(1), 167-172. <https://doi.org/10.1378/chest.109.1.167>
-  Tornari, C., Surda, P., Takhar, A., Amin, N., Dinham, A., Harding, R., Ranford, D. A., Archer, S. K., Wyncoll, D., Tricklebank, S., Ahmad, I., Simo, R., & Arora, A. (2021). Tracheostomy, ventilatory wean, and decannulation in COVID-19 patients. *European Archives of Oto-Rhino-Laryngology*, 278(5), 1595-1604. <https://doi.org/10.1007/s00405-020-06187-1>
-  Trees, D. W., Smith, J. M., & Hockert, S. (2013). Innovative mobility strategies for the patient with intensive care unit-acquired weakness: A case report. *Physical Therapy*, 93(2), 237-247. <https://doi.org/10.2522/ptj.20110401>
-  Twose, P., Jones, G., Lowes, J., & Morgan, P. (2019). Enhancing care of patients requiring a tracheostomy: A sustained quality improvement project. *Journal of Critical Care*, 54, 191- 196. <https://doi.org/10.1016/j.jcrc.2019.08.030>
-  Vargas, M., & Servillo, G. (2016). One-way, positive-pressure speaking valve during mechanical ventilation via tracheostomy tube: Risks or benefits? *Critical Care Medicine*, 44(11): e1146-e1147.
-  Vergara, J., Starmer, H.M., Wallace, S., Bolton, L., Seedat, J., De Souza, C.M., Freitas, S.V., & Skoretz, S.A. (2021). Swallowing and communication management of tracheostomy and laryngectomy in the context of COVID-19: A review. *JAMA Otolaryngology–Head & Neck Surgery*, 147(1), 85-90. <https://doi.org/10.1001/jamaoto.2020.3720>
-  Wallace, S., & McGrath, B. A. (2021). Laryngeal complications after tracheal intubation and tracheostomy. *BJA Education*, 21(7), 250–257. <https://doi.org/10.1016/j.bjae.2021.02.005>
-  Wheeler Hegland, K., Huber, J. E., Pitts, T., & Sapienza, C. M. (2009). Lung volume during swallowing: Single bolus swallows in healthy young adults. *Journal of Speech, Language and Hearing Research*, 52(1), 178-187. <https://pubs.asha.org/doi/10.1044/1092-4388%282008/07-0165%29>
-  Whitmore, K. A., Townsend, S. C., & Laupland, K. B. (2020). Management of tracheostomies in the intensive care unit: A scoping review. *BMJ Open Respiratory Research*, 7(1). <https://dx.doi.org/10.1136/bmjresp-2020-000651>
-  Wiberg, S., Whitling, S., & Bergström, L. (2020). Tracheostomy management by speech-language pathologists in Sweden. *Logopedics Phoniatrics Vocology*, 1-11. <https://doi.org/10.1080/14015439.2020.1847320>
-  You, P., Dimachkieh, A., Yu, J., Buchanan, E., Rappazzo, C., Raynor, T., Arjmand, E., Bedwell, J., Weber, R.S., Kupferman, M.E., & Chelius, D.C. (2022). Decannulation protocol for short term tracheostomy in pediatric head and neck tumor patients. *International Journal of Pediatric Otorhinolaryngology*, 153, 111012. <https://doi.org/10.1016/j.ijporl.2021.111012>
-  Yu, M. (2010). Tracheostomy patients on the ward: Multiple benefits from a multidisciplinary team? *Critical Care*, 14(1), 109. <https://doi.org/10.1186/cc8218>
-  Zaga, C.J., Berney, S., & Vogel, A.P. (2019). The feasibility, utility, and safety of communication interventions with mechanically ventilated intensive care unit patients: A systematic review. *American Journal of Speech-Language Pathology*, 28(3), 1335-1355. https://doi.org/10.1044/2019_AJSLP-19-0001



Zaga, C. J., Cigognini, B., Vogel, A. P., & Berney, S. (2020). Outcome measurement tools for communication, voice and speech intelligibility in the ICU and their clinimetric properties: A systematic review. *Journal of the Intensive Care Society*, 1-14. <https://doi.org/10.1177/1751143720963757>



Zaga, C. J., Pandian, V., Brodsky, M. B., Wallace, S., Cameron, T. S., Chao, C., Orloff, L. A., Atkins, N. E., McGrath, B. A., Lazarus, C. L., Vogel, A. P. & Brenner, M. J. (2020). Speech-language pathology guidance for tracheostomy during the COVID-19 pandemic: An international multidisciplinary perspective. *American Journal of Speech-Language Pathology*, 29(3), 1320-1334. https://doi.org/10.1044/2020_AJSLP-20-00089



Zilberberg, M. D., & Shorr, A. F. (2008). Prolonged acute mechanical ventilation and hospital bed utilization in 2020 in the United States: Implications for budgets, plant and personnel planning. *BMC Health Services Research*, 8(1), 242. <https://doi.org/10.1186/1472-6963-8-242>

